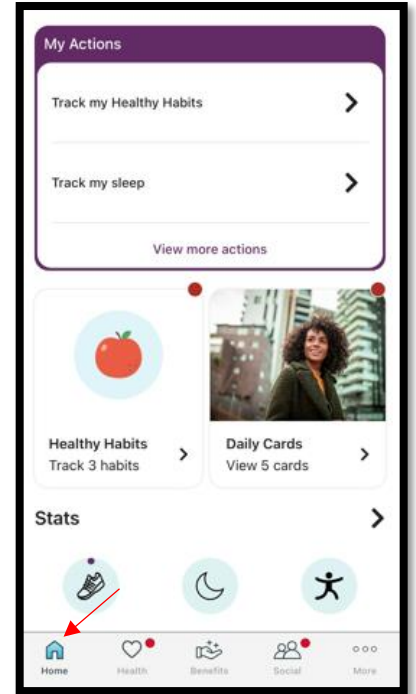


### Instructions to Complete a Health Check

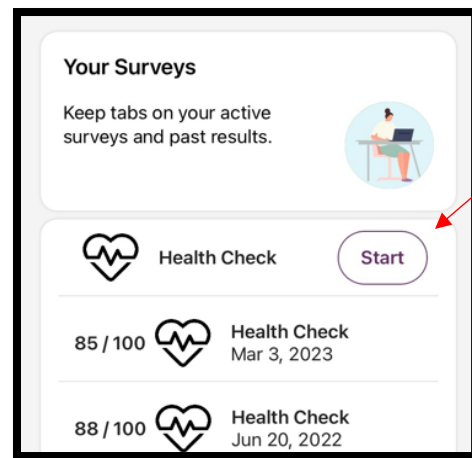
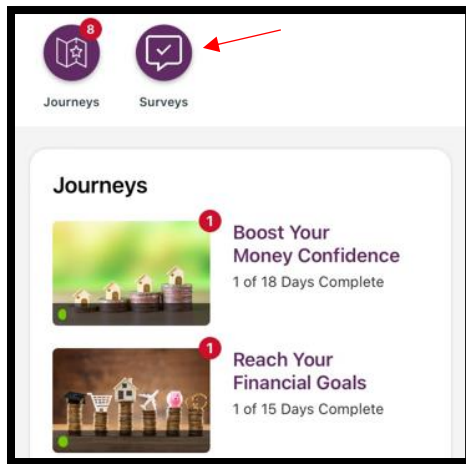
1. Access Virgin Pulse via the website or app. To access the Virgin Pulse website, sign into your Select Health account, scroll to your Task List, and click the “Virgin Pulse Health Check” box.



2. From the Main Page, click the “Health” tab. Below is a screenshot from the Virgin Pulse app. On the website, the “Health” tab will be found on the top of the page.



3. Click “Survey” and then click “Start.”



4. Complete the Health Check. It generally takes 15-20 minutes. When completed, it will give you a wellness score.